

Volunteer Appreciation Scrapbook



To: _____

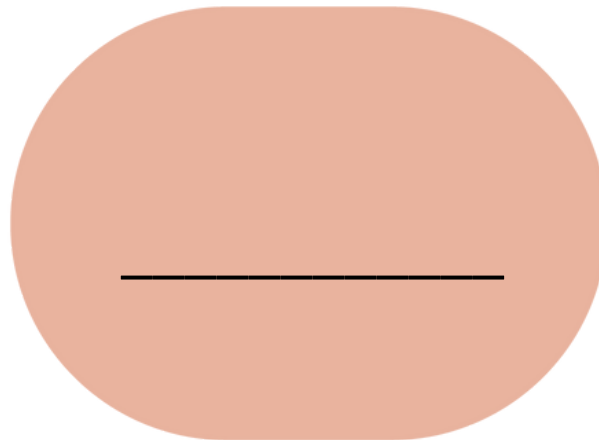


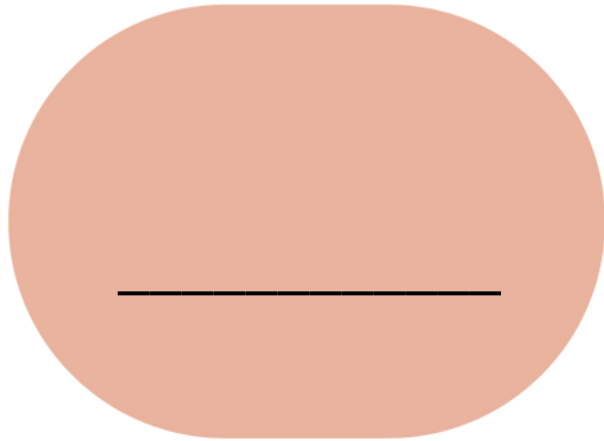
From: _____

Volunteer Appreciation Scrapbook Instructions:





Show your volunteers how much you appreciate them!

- Print out the pages on cardstock that you wish to use.
- Use the prompts to write about a special memory with a Girl Scout volunteer.
- Use the blank spaces to make it your own by drawing a picture or adding a photo or stickers about that memory.
- Bind using staples or hole punch and tie with string or ribbons for an added touch.
- Gift to your Girl Scout volunteer during April, Volunteer Appreciation Month, end-of-the-year celebrations, or anytime!


makes me feel:



_____ is:



My favorite Girl Scout memory:

An orange vertical rectangle with a pointed bottom. It contains eight horizontal black lines, providing space for writing a memory.

One thing our troop has done
that I am especially proud of:



One thing our troop has done
that I am especially proud of:



makes me feel
important
because:




makes me feel
important
because:



Because of
_____ I can:



A time I
learned
something new:



Thank You!

